

Signify Classified - Internal
Cooper Lighting Solutions Photometric Lab
1121 Highway 74 South
Peachtree City, GA 30269



Scaled data based on original data using
LM-79-08 Approved Method: Electrical and Photometric Measurements of Solid-
State Lighting Products

Test Report Prepared for
Cooper Lighting Solutions
(formerly Eaton)

Brand: STREETWORKS

Report Number: P868280

Luminaire Tested: **MEM2-HSN-SA-15-AMB-U-T2U-HSS**

Issue Date: 08/22/2024

Test Information

Test Method: LM-79-08
Report Number: P868280
Test Lab: INNOVATION CENTER(G3)
Issue Date: 08/22/2024
Manufacturer: COOPER LIGHTING SOLUTIONS (FORMERLY EATON)
Product Line: STREETWORKS
Catalog Number: MEM2-HSN-SA-15-AMB-U-T2U-HSS
Description: EPIC MODERN SHORT HOUSING DISCRETE LED ARRAYS 15W 0CRI 1540K
FIXTURE w/ TYPE II URBAN DISTRIBUTION OPTIC AND HOUSE SIDE SHIELD
Light Source: (10) 1540K CCT, 0 CRI LEDS
Ballast/Driver: ELECTRONIC DRIVER

Summary

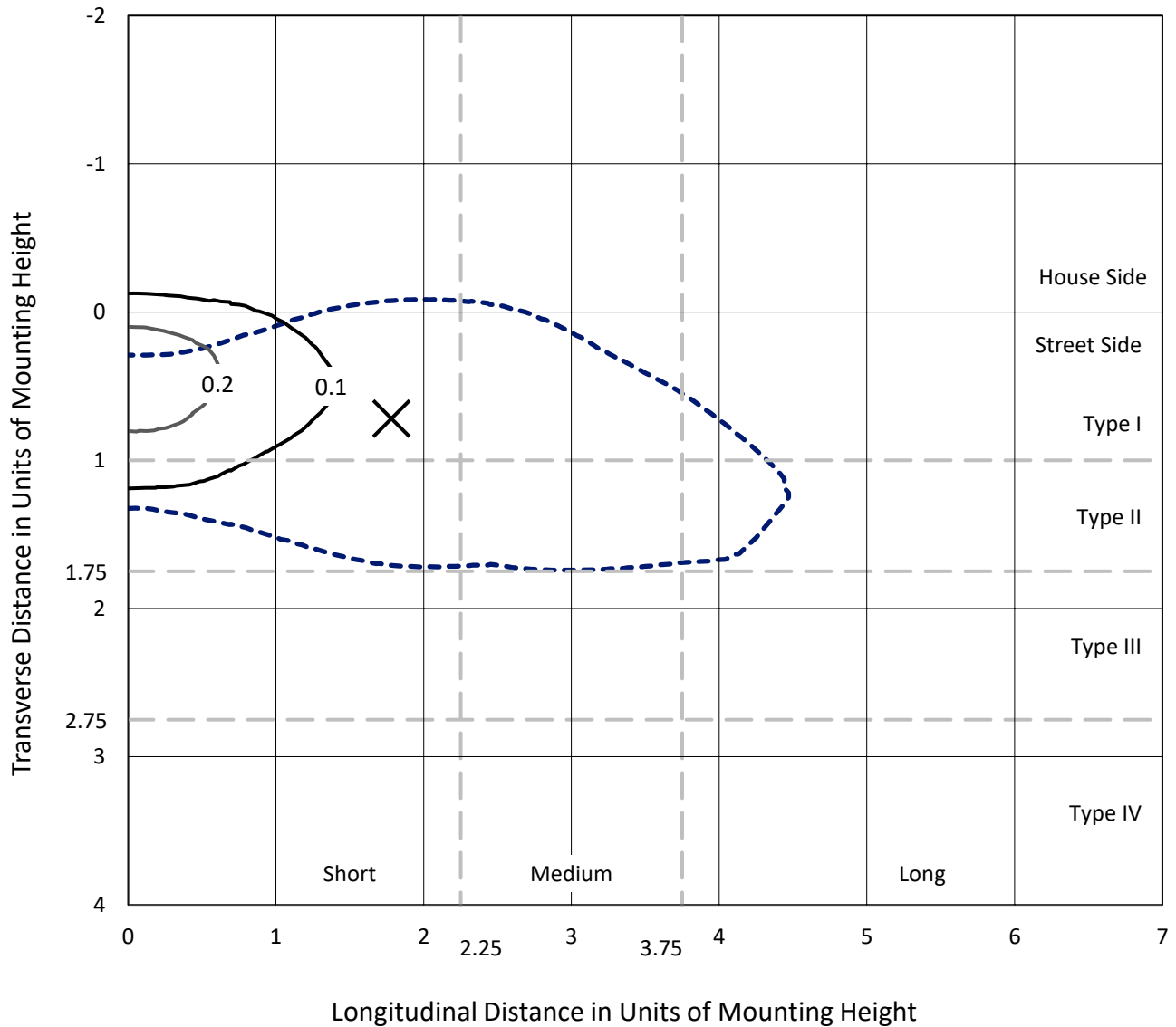
Lumens per Lamp: N/A
Luminaire Lumens: 405.7 lumens
Efficiency: N/A
Efficacy: 25.4 lumens/watt
Luminous Opening: Rectangular (W 0.33' x L: 0.33' x H: 0')
IES Classification: Type II - Short
BUG Rating: B0 - U0 - G0

Input Watts (W): 16
Input Voltage (V): 120
Input Current (A_{in}): NR
Voltage Rise (V): NR
Power Factor: 0.98
Total Harmonic Distortion (THDi): 9.98%
Frequency (hertz): 60
Stabilization Time: NR
Operation Time: NR
Ambient Temperature (°C): NR
Test Distance: 24 FT

REPORT NUMBER: P868280
 CATALOG NUMBER: MEM2-HSN-SA-15-AMB-U-T2U-HSS

Iso-Footcandle Lines of Horizontal Illumination

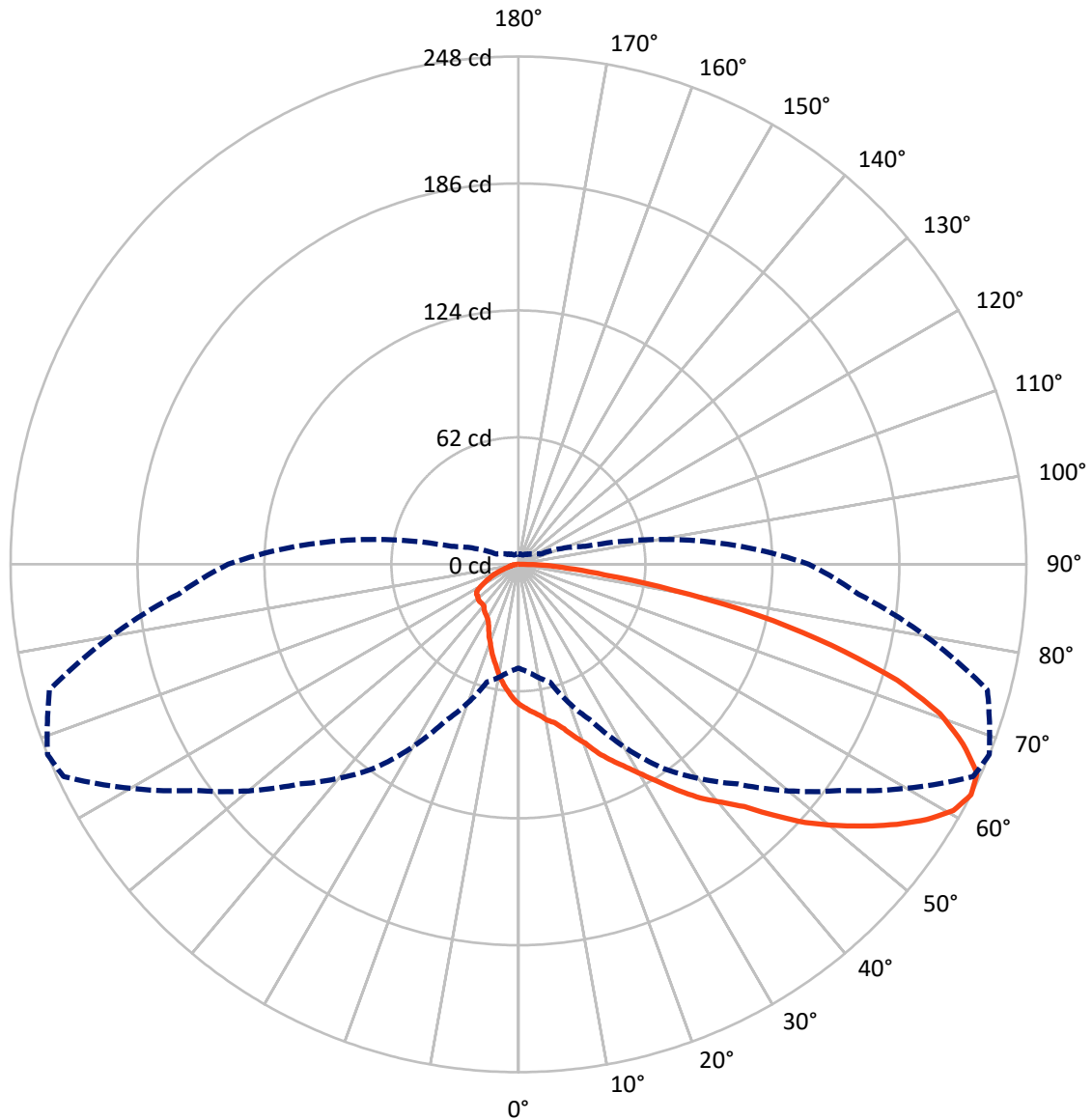
× Max cd
 - - - 1/2 Max cd



Based on 20 foot mounting height. Maximum calculated value = 0.3 fc
 Type II - Short - N/A

REPORT NUMBER: P868280
CATALOG NUMBER: MEM2-HSN-SA-15-AMB-U-T2U-HSS

Luminous Intensity Polar Plot



— Vertical Plane Through 68-Deg Lateral - - - Horizontal Cone Through 62.5-Deg Vertical

REPORT NUMBER: P868280
 CATALOG NUMBER: MEM2-HSN-SA-15-AMB-U-T2U-HSS

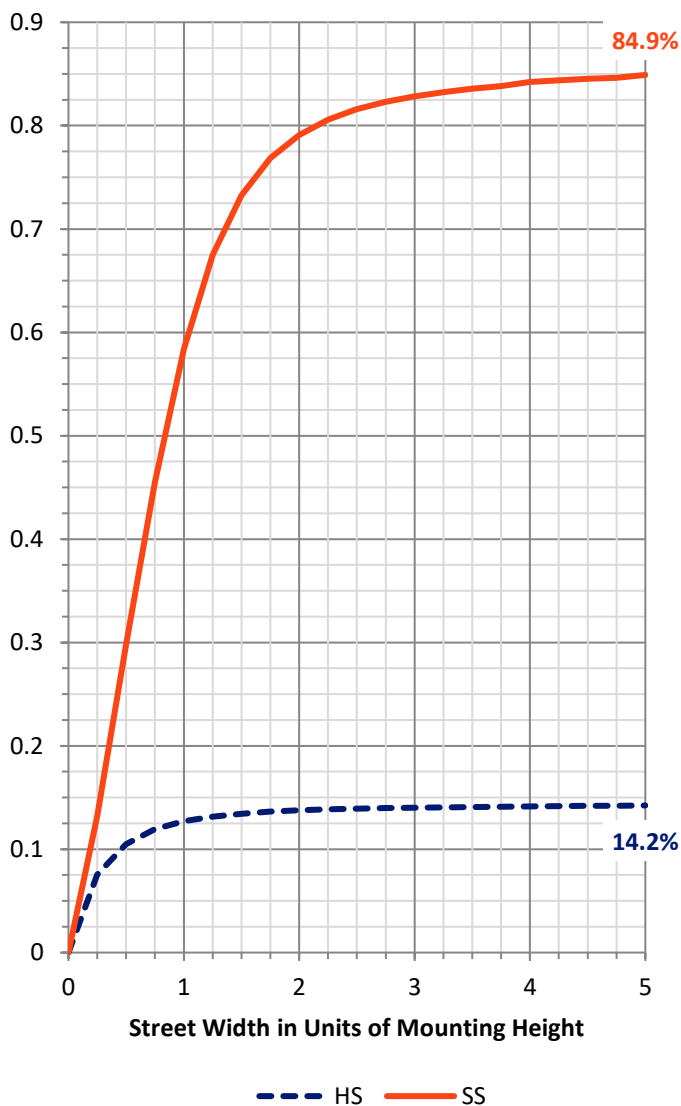
FLUX DISTRIBUTION:

		Downward	Upward	Total
House Side	Lumens	58.5	0.0	58.5
	% Fixture	14.4	0.0	14.4
Street Side	Lumens	347.2	0.0	347.2
	% Fixture	85.6	0.0	85.6
Total	Lumens	405.7	0.0	405.7
	% Fixture	100.0	0.0	100.0

ZONAL LUMENS:

Zone	Lumens	% Fixture
0°-10°	6.3	1.5
10°-20°	19.4	4.8
20°-30°	34.9	8.6
30°-40°	53.5	13.2
40°-50°	74.9	18.5
50°-60°	84.9	20.9
60°-70°	76.2	18.8
70°-80°	45.0	11.1
80°-90°	10.7	2.6
90°-100°	0.0	0.0
100°-110°	0.0	0.0
110°-120°	0.0	0.0
120°-130°	0.0	0.0
130°-140°	0.0	0.0
140°-150°	0.0	0.0
150°-160°	0.0	0.0
160°-170°	0.0	0.0
170°-180°	0.0	0.0
0°-90°	405.7	100.0
0°-180°	405.7	100.0

Coefficient of Utilization



REPORT NUMBER: P868280

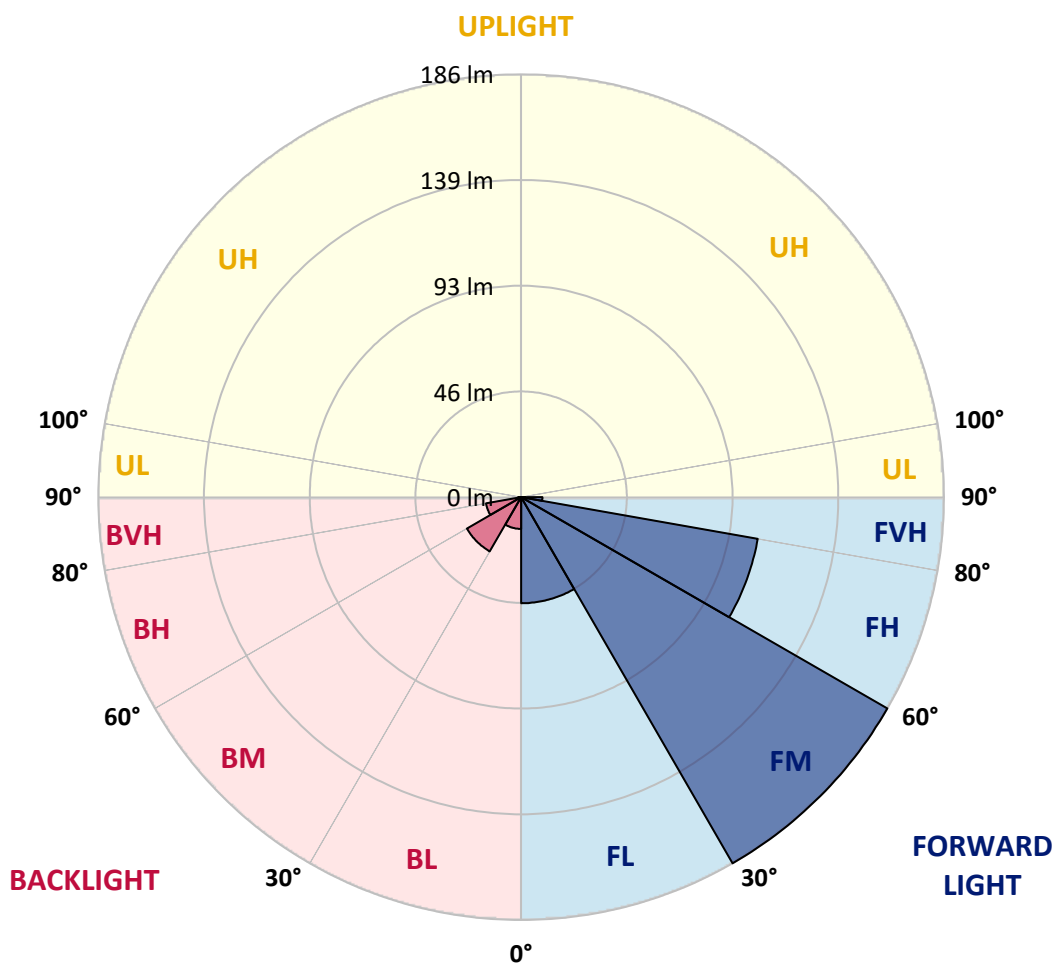
CATALOG NUMBER: MEM2-HSN-SA-15-AMB-U-T2U-HSS

LUMINAIRE CLASSIFICATION SYSTEM LUMEN TABLE AND BUG RATING:

Zone	Lumens	% Fixture	Zone Rating/Lumen Limit		
			B	U	G
FL (0°-30°)	46.6	11.5			
FM (30°-60°)	185.7	45.8			
FH (60°-80°)	105.5	26.0			G0/660
FVH (80°-90°)	9.3	2.3			G0/10
BL (0°-30°)	14.0	3.4	B0/110		
BM (30°-60°)	27.5	6.8	B0/220		
BH (60°-80°)	15.7	3.9	B0/110		G0/110
BVH (80°-90°)	1.3	0.3			G0/10
UL (90°-100°)	0.0	0.0		U0/0	
UH (100°-180°)	0.0	0.0		U0/0	

BUG Rating: B0-U0-G0

Type II Short





REPORT NUMBER: P868280

CATALOG NUMBER: MEM2-HSN-SA-15-AMB-U-T2U-HSS

CANDELA DISTRIBUTION (FULL):

	0°	5°	15°	25°	35°	45°	55°	65°	68°	75°	85°
0°	68.4	68.4	68.4	68.4	68.4	68.4	68.4	68.4	68.4	68.4	68.4
2.5°	74.4	74.4	74.4	74.4	73.4	73.4	72.4	71.4	70.4	70.4	69.4
5°	78.4	78.4	78.4	78.4	77.4	76.4	75.4	73.4	72.4	71.4	69.4
7.5°	86.3	86.3	86.3	83.3	82.3	80.3	78.4	75.4	74.4	73.4	70.4
10°	97.2	98.2	96.2	94.2	90.3	86.3	81.3	78.4	77.4	74.4	71.4
12.5°	109.1	108.1	107.1	104.1	99.2	94.2	87.3	81.3	79.3	76.4	72.4
15°	120.0	120.0	119.0	114.1	109.1	102.2	94.2	86.3	83.3	79.3	73.4
17.5°	131.9	131.9	128.9	124.0	118.0	109.1	101.2	91.2	88.3	81.3	75.4
20°	138.8	138.8	137.9	133.9	127.9	118.0	108.1	97.2	93.2	85.3	76.4
22.5°	141.8	141.8	141.8	139.8	134.9	126.9	115.0	104.1	100.2	89.3	79.3
25°	141.8	141.8	142.8	143.8	141.8	134.9	124.0	110.1	106.1	94.2	81.3
27.5°	139.8	139.8	141.8	142.8	143.8	140.8	131.9	117.0	112.1	100.2	84.3
30°	143.8	143.8	143.8	143.8	145.8	145.8	138.8	124.0	119.0	106.1	87.3
32.5°	153.7	153.7	153.7	150.7	148.8	149.8	145.8	131.9	126.9	113.1	91.2
35°	161.7	160.7	161.7	161.7	156.7	154.7	152.7	139.8	135.9	123.0	97.2
37.5°	167.6	168.6	168.6	169.6	167.6	163.6	159.7	149.8	144.8	130.9	103.1
40°	171.6	172.6	175.5	176.5	174.6	172.6	168.6	157.7	152.7	137.9	107.1
42.5°	172.6	175.5	180.5	183.5	178.5	177.5	175.5	166.6	161.7	148.8	113.1
45°	171.6	172.6	182.5	183.5	181.5	181.5	184.5	177.5	174.6	160.7	120.0
47.5°	164.6	164.6	170.6	178.5	179.5	184.5	192.4	190.4	188.4	173.6	128.9
50°	151.7	150.7	161.7	169.6	174.6	185.5	199.3	203.3	200.3	186.5	136.9
52.5°	126.0	126.9	140.8	159.7	168.6	184.5	204.3	215.2	212.2	198.4	143.8
55°	105.1	106.1	120.0	144.8	161.7	180.5	208.3	226.1	224.1	209.3	151.7
57.5°	83.3	85.3	98.2	124.0	149.8	170.6	209.3	236.0	235.1	221.2	158.7
60°	64.5	66.4	76.4	104.1	136.9	162.7	204.3	242.0	244.0	231.1	163.6
62.5°	50.6	52.6	59.5	84.3	121.0	151.7	192.4	245.0	247.9	237.0	166.6
65°	40.7	41.7	46.6	67.4	106.1	138.8	177.5	236.0	246.0	237.0	166.6
67.5°	32.7	34.7	38.7	52.6	89.3	123.0	158.7	220.2	234.1	233.1	160.7
70°	27.8	27.8	31.7	41.7	73.4	102.2	135.9	198.4	218.2	220.2	145.8
72.5°	22.8	22.8	25.8	33.7	59.5	81.3	112.1	170.6	193.4	200.3	126.9
75°	19.8	19.8	21.8	27.8	46.6	62.5	85.3	136.9	157.7	169.6	104.1
77.5°	16.9	16.9	18.8	21.8	32.7	46.6	65.5	103.1	120.0	130.9	78.4
80°	13.9	13.9	15.9	17.9	23.8	30.7	43.6	68.4	76.4	82.3	50.6
82.5°	12.9	12.9	12.9	14.9	17.9	20.8	27.8	37.7	42.6	47.6	31.7
85°	9.9	9.9	9.9	11.9	12.9	14.9	17.9	21.8	23.8	28.8	18.8
87.5°	6.0	6.0	6.0	6.9	7.9	8.9	9.9	10.9	11.9	13.9	7.9
90°	0.0	0.0	0.0	0.0	0.0	0.0	0.0	0.0	0.0	0.0	0.0



REPORT NUMBER: P868280
 CATALOG NUMBER: MEM2-HSN-SA-15-AMB-U-T2U-HSS

CANDELA DISTRIBUTION (continued):

	90°	95°	105°	115°	125°	135°	145°	155°	165°	175°	180°
0°	68.4	68.4	68.4	68.4	68.4	68.4	68.4	68.4	68.4	68.4	68.4
2.5°	68.4	68.4	66.4	65.5	64.5	63.5	62.5	61.5	60.5	61.5	60.5
5°	68.4	67.4	64.5	61.5	58.5	55.5	53.6	51.6	50.6	49.6	49.6
7.5°	68.4	66.4	62.5	57.5	52.6	48.6	44.6	41.7	40.7	39.7	39.7
10°	68.4	65.5	59.5	53.6	46.6	41.7	37.7	34.7	32.7	31.7	31.7
12.5°	69.4	65.5	57.5	48.6	40.7	35.7	30.7	27.8	26.8	25.8	25.8
15°	69.4	65.5	55.5	44.6	35.7	29.8	25.8	23.8	22.8	21.8	21.8
17.5°	70.4	65.5	53.6	40.7	30.7	25.8	22.8	20.8	19.8	18.8	18.8
20°	71.4	65.5	50.6	36.7	26.8	21.8	19.8	17.9	16.9	16.9	16.9
22.5°	73.4	66.4	48.6	33.7	23.8	19.8	17.9	16.9	15.9	15.9	15.9
25°	75.4	66.4	46.6	29.8	21.8	17.9	15.9	14.9	14.9	13.9	13.9
27.5°	76.4	67.4	44.6	26.8	18.8	15.9	14.9	13.9	13.9	13.9	13.9
30°	79.3	68.4	43.6	24.8	17.9	14.9	13.9	12.9	12.9	12.9	12.9
32.5°	83.3	71.4	42.6	23.8	16.9	13.9	12.9	11.9	11.9	11.9	11.9
35°	86.3	73.4	42.6	22.8	15.9	12.9	11.9	11.9	11.9	11.9	11.9
37.5°	91.2	77.4	41.7	21.8	15.9	12.9	11.9	10.9	10.9	10.9	10.9
40°	93.2	78.4	39.7	20.8	15.9	11.9	10.9	10.9	10.9	9.9	9.9
42.5°	98.2	81.3	38.7	20.8	14.9	11.9	9.9	9.9	9.9	9.9	9.9
45°	105.1	86.3	38.7	20.8	14.9	11.9	9.9	8.9	8.9	8.9	8.9
47.5°	111.1	91.2	38.7	20.8	14.9	10.9	9.9	8.9	8.9	7.9	7.9
50°	117.0	95.2	37.7	20.8	13.9	10.9	8.9	7.9	7.9	7.9	7.9
52.5°	124.0	98.2	37.7	19.8	13.9	9.9	7.9	7.9	6.9	6.9	6.9
55°	130.9	101.2	37.7	19.8	12.9	8.9	7.9	6.9	6.9	6.0	6.0
57.5°	135.9	104.1	36.7	18.8	11.9	8.9	6.9	6.9	6.0	6.0	6.0
60°	139.8	106.1	34.7	15.9	9.9	7.9	6.9	6.0	5.0	5.0	5.0
62.5°	141.8	106.1	33.7	11.9	8.9	6.9	6.0	5.0	5.0	5.0	5.0
65°	139.8	102.2	30.7	8.9	7.9	6.9	6.0	5.0	4.0	4.0	4.0
67.5°	134.9	97.2	25.8	7.9	6.9	6.0	5.0	4.0	4.0	4.0	4.0
70°	121.0	87.3	18.8	6.0	6.0	5.0	5.0	4.0	3.0	3.0	3.0
72.5°	106.1	73.4	12.9	5.0	5.0	4.0	4.0	3.0	3.0	3.0	3.0
75°	84.3	55.5	8.9	4.0	4.0	4.0	3.0	3.0	3.0	3.0	3.0
77.5°	60.5	35.7	6.9	3.0	3.0	3.0	3.0	3.0	3.0	2.0	2.0
80°	37.7	20.8	5.0	3.0	3.0	3.0	3.0	3.0	3.0	2.0	2.0
82.5°	21.8	11.9	4.0	2.0	2.0	2.0	3.0	3.0	3.0	2.0	2.0
85°	10.9	6.0	3.0	2.0	2.0	2.0	2.0	2.0	2.0	2.0	2.0
87.5°	4.0	2.0	1.0	1.0	0.0	0.0	0.0	0.0	0.0	0.0	0.0
90°	0.0	0.0	0.0	0.0	0.0	0.0	0.0	0.0	0.0	0.0	0.0

LM-79-2019: Approved Method: Electrical and Photometric Measurements of Solid-
State Lighting Products

Report Prepared for

Cooper Lighting Solutions

Streetworks

Report Number: SP1-2407-157-1

Test Date: 08/06/2024

Luminaire Tested: MEM2-HTN-SA-45-AMB-U-5WQ-2

Data in this report applies to families of products including MEM2-HTN-SA-45-AMB-U-5WQ-2

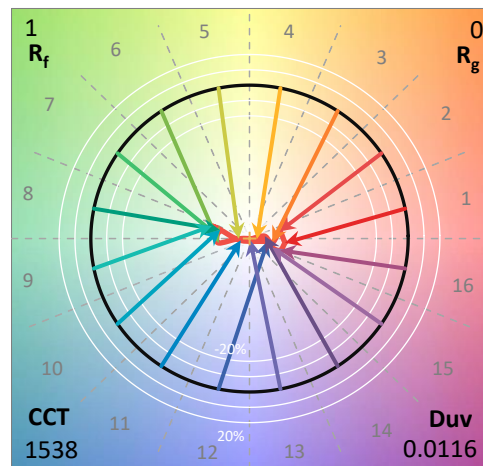
Test Information

Test Method: LM-79-2019
 Report Number: SP1-2407-157-1
 Test Lab: COOPER LIGHTING SOLUTIONS
 Photometer: SP1 - 76IN SPHERE
 Measurement Geometry: 4π
 Issue Date: 08/20/2024
 Manufacturer: COOPER LIGHTING SOLUTIONS
 Product Line: Streetworks
 Catalog Number: **MEM2-HTN-SA-45-AMB-U-5WQ-2**
 Description: Epic Modern Light Square 45W 5WQ Optic and Flare Trim AMBER LED

Spectral Parameters

CCT (K): 1538
 CIE u': 0.3530
 CIE v': 0.5469
 Duv: 0.0116
 CIE x: 0.5918
 CIE y: 0.4076
 CIE z: 0.0006
 Peak Wavelength (nm): 597
 Dominant Wavelength (nm): 592
 Purity: 99.98881
 Rf: 1.1
 Rg: 0

CRI (Ra):	-21.8		
R1:	-34.3	R9:	-386.6
R2:	52.3	R10:	28.9
R3:	17.0	R11:	-95.5
R4:	-68.4	R12:	-10.5
R5:	-40.8	R13:	-15.5
R6:	41.5	R14:	45.9
R7:	-7.2	R15:	-67.7
R8:	-134.5		



Test Conditions

Stabilization Time: 20M
 Operation Time: 1H 20M
 Sphere Temperature (°C): 24.2

REPORT NUMBER: SP1-2407-157-1

Measurement and Test Equipment			
Instrument	Identification Number	Calibration Date	Calibration Due Date
Photometer	IN0058	6/18/2024	12/18/2024
Power Meter	INXT2011004	2/8/2024	2/8/2025
AC Power Source	IN0063	10/24/2023	10/24/2024
DC Power Source	IN0208	10/24/2023	10/24/2024
Sphere Thermometer	IN0085	10/24/2023	10/24/2024
Room Thermometer	IN0046	10/24/2023	10/24/2024

REPORT NUMBER: SP1-2407-157-1

CIE 1931 Chromaticity Diagram



CIE 1931 Chromaticity Diagram with 2017 ANSI 7-Step and 4-Step Quadrangles



CCT = 1538K
 CIE x = 0.5918
 CIE y = 0.4076
 Duv = 0.0116

Point lies outside the range

REPORT NUMBER: SP1-2407-157-1

Photopic Flux vs. Wavelength



Photopic Lumens: NR

λ (nm)	Power W [^] /nm	Lumens (φ/nm)	λ (nm)	Power W [^] /nm	Lumens (φ/nm)	λ (nm)	Power W [^] /nm	Lumens (φ/nm)	λ (nm)	Power W [^] /nm	Lumens (φ/nm)	λ (nm)	Power W [^] /nm	Lumens (φ/nm)
360	0	NR	490	0	NR	620	30	NR	750	0	NR	880	0	NR
365	0	NR	495	0	NR	625	13	NR	755	0	NR	885	0	NR
370	0	NR	500	0	NR	630	6	NR	760	0	NR	890	0	NR
375	0	NR	505	0	NR	635	3	NR	765	0	NR	895	0	NR
380	0	NR	510	0	NR	640	2	NR	770	0	NR	900	0	NR
385	0	NR	515	0	NR	645	1	NR	775	0	NR	905	0	NR
390	0	NR	520	0	NR	650	1	NR	780	0	NR	910	0	NR
395	0	NR	525	0	NR	655	0	NR	785	0	NR	915	0	NR
400	0	NR	530	0	NR	660	0	NR	790	0	NR	920	0	NR
405	0	NR	535	1	NR	665	0	NR	795	0	NR	925	0	NR
410	0	NR	540	1	NR	670	0	NR	800	0	NR	930	0	NR
415	0	NR	545	3	NR	675	0	NR	805	0	NR	935	0	NR
420	0	NR	550	5	NR	680	0	NR	810	0	NR	940	0	NR
425	0	NR	555	10	NR	685	0	NR	815	0	NR	945	0	NR
430	0	NR	560	19	NR	690	0	NR	820	0	NR	950	0	NR
435	0	NR	565	34	NR	695	0	NR	825	0	NR	955	0	NR
440	0	NR	570	63	NR	700	0	NR	830	0	NR	960	0	NR
445	0	NR	575	113	NR	705	0	NR	835	0	NR	965	0	NR
450	0	NR	580	199	NR	710	0	NR	840	0	NR	970	0	NR
455	0	NR	585	352	NR	715	0	NR	845	0	NR	975	0	NR
460	0	NR	590	614	NR	720	0	NR	850	0	NR	980	0	NR
465	0	NR	595	954	NR	725	0	NR	855	0	NR	985	0	NR
470	0	NR	600	837	NR	730	0	NR	860	0	NR	990	0	NR
475	0	NR	605	417	NR	735	0	NR	865	0	NR	995	0	NR
480	0	NR	610	179	NR	740	0	NR	870	0	NR	1000	0	NR
485	0	NR	615	69	NR	745	0	NR	875	0	NR			

REPORT NUMBER: SP1-2407-157-1

Scotopic Flux vs. Wavelength



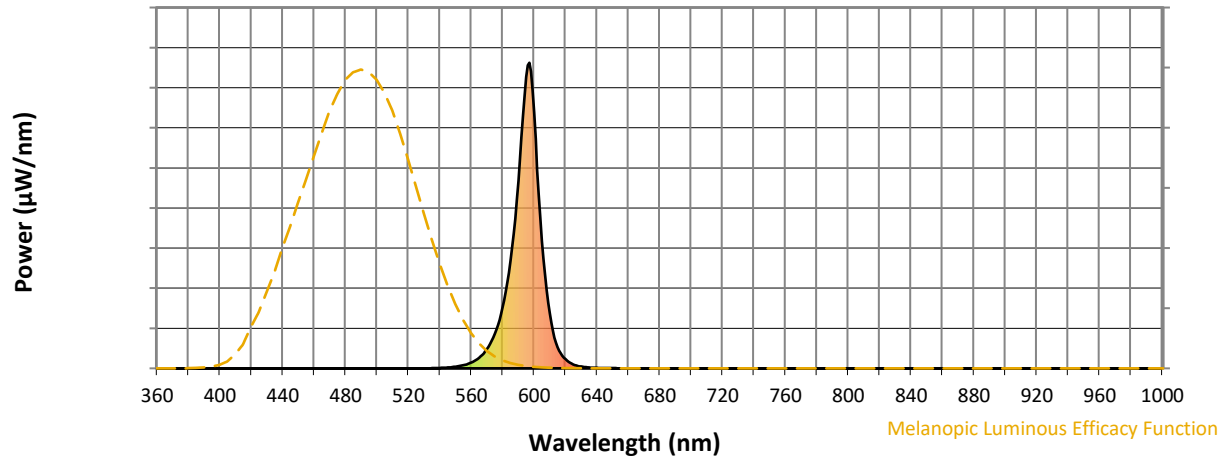
Scotopic Lumens: NR

S/P: 0.22

λ (nm)	Power W [^] /nm	Lumens (φ/nm)	λ (nm)	Power W [^] /nm	Lumens (φ/nm)	λ (nm)	Power W [^] /nm	Lumens (φ/nm)	λ (nm)	Power W [^] /nm	Lumens (φ/nm)	λ (nm)	Power W [^] /nm	Lumens (φ/nm)
360	0	NR	490	0	NR	620	30	NR	750	0	NR	880	0	NR
365	0	NR	495	0	NR	625	13	NR	755	0	NR	885	0	NR
370	0	NR	500	0	NR	630	6	NR	760	0	NR	890	0	NR
375	0	NR	505	0	NR	635	3	NR	765	0	NR	895	0	NR
380	0	NR	510	0	NR	640	2	NR	770	0	NR	900	0	NR
385	0	NR	515	0	NR	645	1	NR	775	0	NR	905	0	NR
390	0	NR	520	0	NR	650	1	NR	780	0	NR	910	0	NR
395	0	NR	525	0	NR	655	0	NR	785	0	NR	915	0	NR
400	0	NR	530	0	NR	660	0	NR	790	0	NR	920	0	NR
405	0	NR	535	1	NR	665	0	NR	795	0	NR	925	0	NR
410	0	NR	540	1	NR	670	0	NR	800	0	NR	930	0	NR
415	0	NR	545	3	NR	675	0	NR	805	0	NR	935	0	NR
420	0	NR	550	5	NR	680	0	NR	810	0	NR	940	0	NR
425	0	NR	555	10	NR	685	0	NR	815	0	NR	945	0	NR
430	0	NR	560	19	NR	690	0	NR	820	0	NR	950	0	NR
435	0	NR	565	34	NR	695	0	NR	825	0	NR	955	0	NR
440	0	NR	570	63	NR	700	0	NR	830	0	NR	960	0	NR
445	0	NR	575	113	NR	705	0	NR	835	0	NR	965	0	NR
450	0	NR	580	199	NR	710	0	NR	840	0	NR	970	0	NR
455	0	NR	585	352	NR	715	0	NR	845	0	NR	975	0	NR
460	0	NR	590	614	NR	720	0	NR	850	0	NR	980	0	NR
465	0	NR	595	954	NR	725	0	NR	855	0	NR	985	0	NR
470	0	NR	600	837	NR	730	0	NR	860	0	NR	990	0	NR
475	0	NR	605	417	NR	735	0	NR	865	0	NR	995	0	NR
480	0	NR	610	179	NR	740	0	NR	870	0	NR	1000	0	NR
485	0	NR	615	69	NR	745	0	NR	875	0	NR			

REPORT NUMBER: SP1-2407-157-1

Melanopic Flux vs. Wavelength



Melanopic Lumens: NR

M/P: 0.12

λ (nm)	Power W [^] /nm	Lumens (φ/nm)	λ (nm)	Power W [^] /nm	Lumens (φ/nm)	λ (nm)	Power W [^] /nm	Lumens (φ/nm)	λ (nm)	Power W [^] /nm	Lumens (φ/nm)	λ (nm)	Power W [^] /nm	Lumens (φ/nm)
360	0	NR	490	0	NR	620	30	NR	750	0	NR	880	0	NR
365	0	NR	495	0	NR	625	13	NR	755	0	NR	885	0	NR
370	0	NR	500	0	NR	630	6	NR	760	0	NR	890	0	NR
375	0	NR	505	0	NR	635	3	NR	765	0	NR	895	0	NR
380	0	NR	510	0	NR	640	2	NR	770	0	NR	900	0	NR
385	0	NR	515	0	NR	645	1	NR	775	0	NR	905	0	NR
390	0	NR	520	0	NR	650	1	NR	780	0	NR	910	0	NR
395	0	NR	525	0	NR	655	0	NR	785	0	NR	915	0	NR
400	0	NR	530	0	NR	660	0	NR	790	0	NR	920	0	NR
405	0	NR	535	1	NR	665	0	NR	795	0	NR	925	0	NR
410	0	NR	540	1	NR	670	0	NR	800	0	NR	930	0	NR
415	0	NR	545	3	NR	675	0	NR	805	0	NR	935	0	NR
420	0	NR	550	5	NR	680	0	NR	810	0	NR	940	0	NR
425	0	NR	555	10	NR	685	0	NR	815	0	NR	945	0	NR
430	0	NR	560	19	NR	690	0	NR	820	0	NR	950	0	NR
435	0	NR	565	34	NR	695	0	NR	825	0	NR	955	0	NR
440	0	NR	570	63	NR	700	0	NR	830	0	NR	960	0	NR
445	0	NR	575	113	NR	705	0	NR	835	0	NR	965	0	NR
450	0	NR	580	199	NR	710	0	NR	840	0	NR	970	0	NR
455	0	NR	585	352	NR	715	0	NR	845	0	NR	975	0	NR
460	0	NR	590	614	NR	720	0	NR	850	0	NR	980	0	NR
465	0	NR	595	954	NR	725	0	NR	855	0	NR	985	0	NR
470	0	NR	600	837	NR	730	0	NR	860	0	NR	990	0	NR
475	0	NR	605	417	NR	735	0	NR	865	0	NR	995	0	NR
480	0	NR	610	179	NR	740	0	NR	870	0	NR	1000	0	NR
485	0	NR	615	69	NR	745	0	NR	875	0	NR			

Summary

$R_f = 1.1$
 $R_g = 0$
 $CIE R_a = -21.8$
 $R_g = -386.6$



Color Vector Graphics

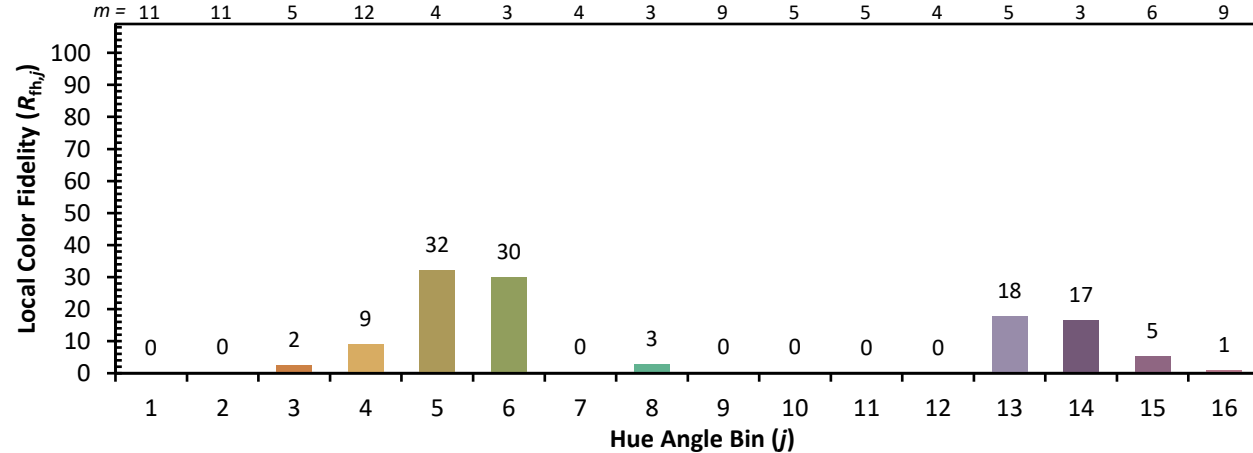
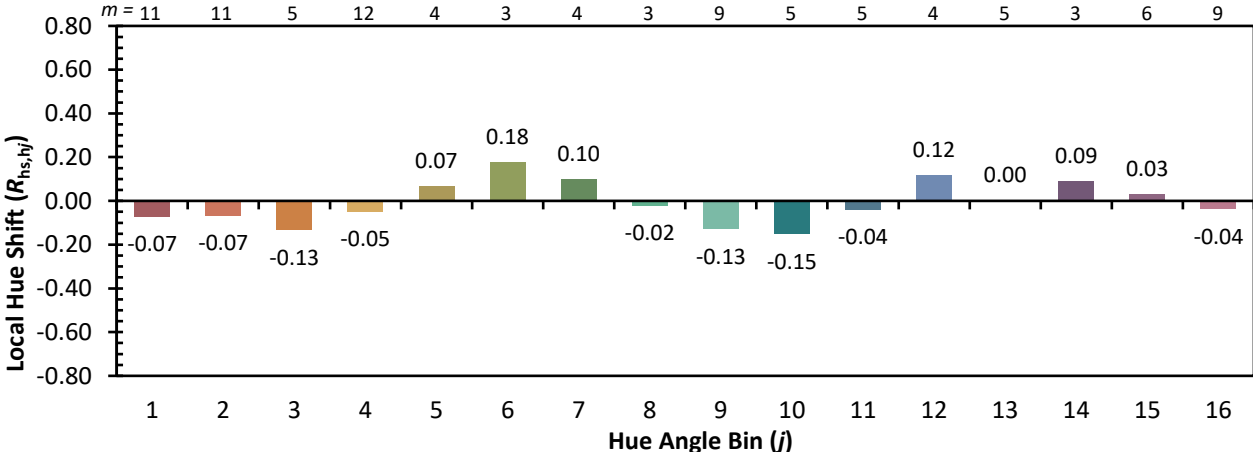
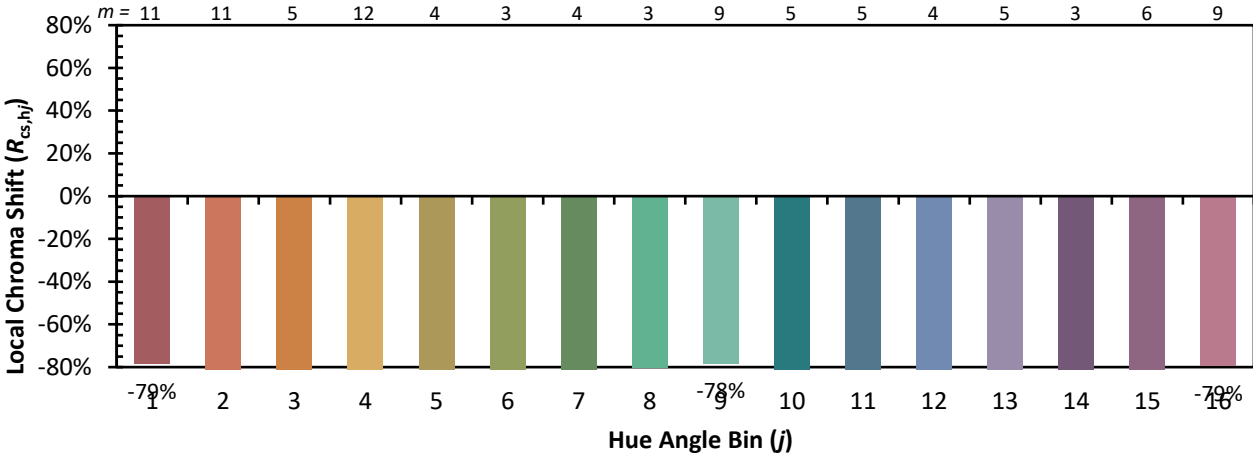


Individual Sample Fidelity Index ($R_{f,i}$)

CES01 = 90	CES26 = 0	CES51 = 17	CES76 = 0
CES02 = 70	CES27 = 32	CES52 = 2	CES77 = 0
CES03 = 31	CES28 = 24	CES53 = 0	CES78 = 0
CES04 = 77	CES29 = 1	CES54 = 12	CES79 = 2
CES05 = 52	CES30 = 31	CES55 = 6	CES80 = 1
CES06 = 56	CES31 = 1	CES56 = 0	CES81 = 0
CES07 = 41	CES32 = 0	CES57 = 0	CES82 = 50
CES08 = 38	CES33 = 21	CES58 = 0	CES83 = 21
CES09 = 29	CES34 = 0	CES59 = 9	CES84 = 54
CES10 = 87	CES35 = 23	CES60 = 60	CES85 = 9
CES11 = 70	CES36 = 77	CES61 = 13	CES86 = 0
CES12 = 76	CES37 = 5	CES62 = 53	CES87 = 2
CES13 = 47	CES38 = 41	CES63 = 68	CES88 = 1
CES14 = 77	CES39 = 75	CES64 = 0	CES89 = 0
CES15 = 74	CES40 = 49	CES65 = 0	CES90 = 2
CES16 = 49	CES41 = 75	CES66 = 0	CES91 = 57
CES17 = 56	CES42 = 0	CES67 = 0	CES92 = 0
CES18 = 60	CES43 = 0	CES68 = 0	CES93 = 2
CES19 = 80	CES44 = 95	CES69 = 27	CES94 = 0
CES20 = 71	CES45 = 1	CES70 = 0	CES95 = 0
CES21 = 94	CES46 = 5	CES71 = 0	CES96 = 2
CES22 = 87	CES47 = 70	CES72 = 42	CES97 = 1
CES23 = 94	CES48 = 0	CES73 = 0	CES98 = 0
CES24 = 95	CES49 = 5	CES74 = 62	CES99 = 0
CES25 = 79	CES50 = 9	CES75 = 0	



Color Rendition by Hue-Angle Bin



Measure Comparisons



(END OF REPORT)